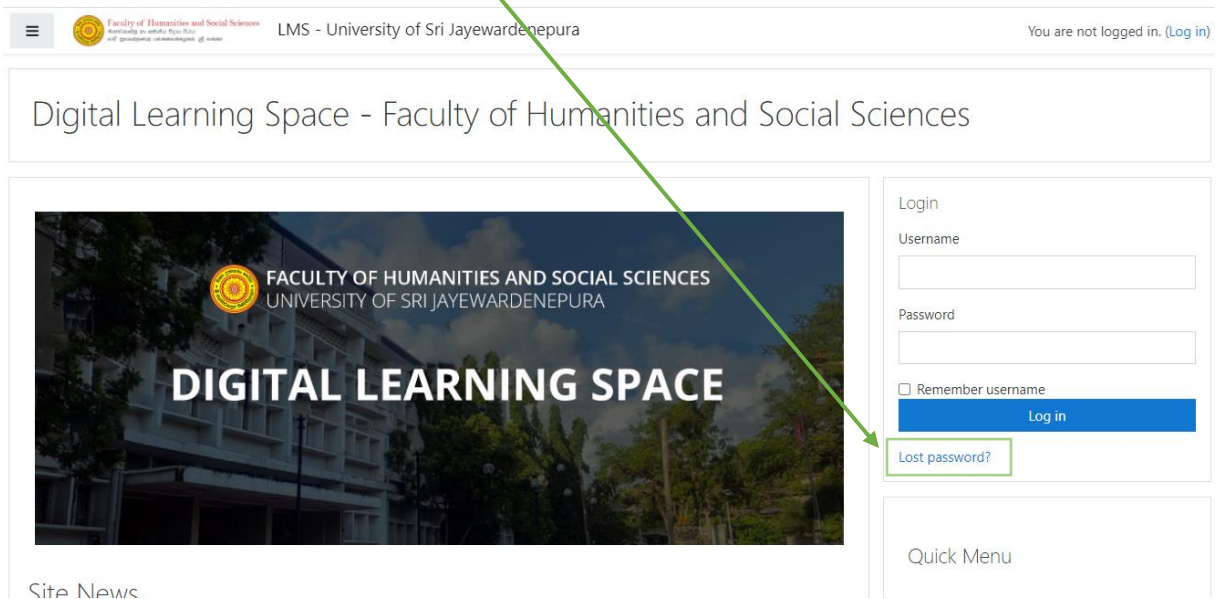


How to reset your LMS account password?

ඔබගේ LMS ගිණුමේ මුරපදය නැවත සකසන්නේ කෙසේද?

1. Visit <https://lms.fhss.sjp.ac.lk> website. <https://lms.fhss.sjp.ac.lk> වෙබ් අඩවියට පිවිසෙන්න.
2. Click on the “Lost Password?” link. “Lost Password” මත Click කරන්න.



The screenshot shows the LMS login page for the Faculty of Humanities and Social Sciences at the University of Sri Jaywardenepura. The page header includes the university logo, the text 'Faculty of Humanities and Social Sciences' and 'LMS - University of Sri Jaywardenepura', and a user status indicator 'You are not logged in. (Log in)'. The main content area features a banner for 'Digital Learning Space' with the faculty name and university name. Below the banner is a 'Login' form with fields for 'Username' and 'Password', a 'Remember username' checkbox, a blue 'Log in' button, and a 'Lost password?' link highlighted with a green box. A green arrow points from the second step of the instructions to this link. Below the login form is a 'Quick Menu' section.

3. Type and search either your username or the email address that you use to register in the LMS. You will receive the confirmation email only if your input details are valid.

ඔබේ username එක හෝ LMS හි ලියාපදිංචි වීමට ඔබ භාවිතා කරන විද්‍යුත් තැපෑලේ ලිපිනය ටයිප් කර Search කරන්න. ඔබට තහවුරු කිරීමේ විද්‍යුත් තැපෑල ලැබෙන්නේ ඔබගේ ආදාන විස්තර වලංගු නම් පමණි.

Faculty of Humanities and Social Sciences
LMS - University of Sri Jayewardenepura

You are not logged in.

Digital Learning Space - Faculty of Humanities and Social Sciences

[Home](#) / [Log in](#) / [Forgotten password](#)

To reset your password, submit your username or your email address below. If we can find you in the database, an email will be sent to your email address, with instructions how to get access again.

Search by username

Username

[Search](#)

Search by email address

Email address

[Search](#)

4. Click on the Continue button and check your email account.

Continue බොත්තම ක්ලික් කර ඔබගේ විද්‍යුත් තැපෑලේ ගිණුම පරීක්ෂා කරන්න.

Faculty of Humanities and Social Sciences
LMS - University of Sri Jayewardenepura

You are not logged in.

Digital Learning Space - Faculty of Humanities and Social Sciences

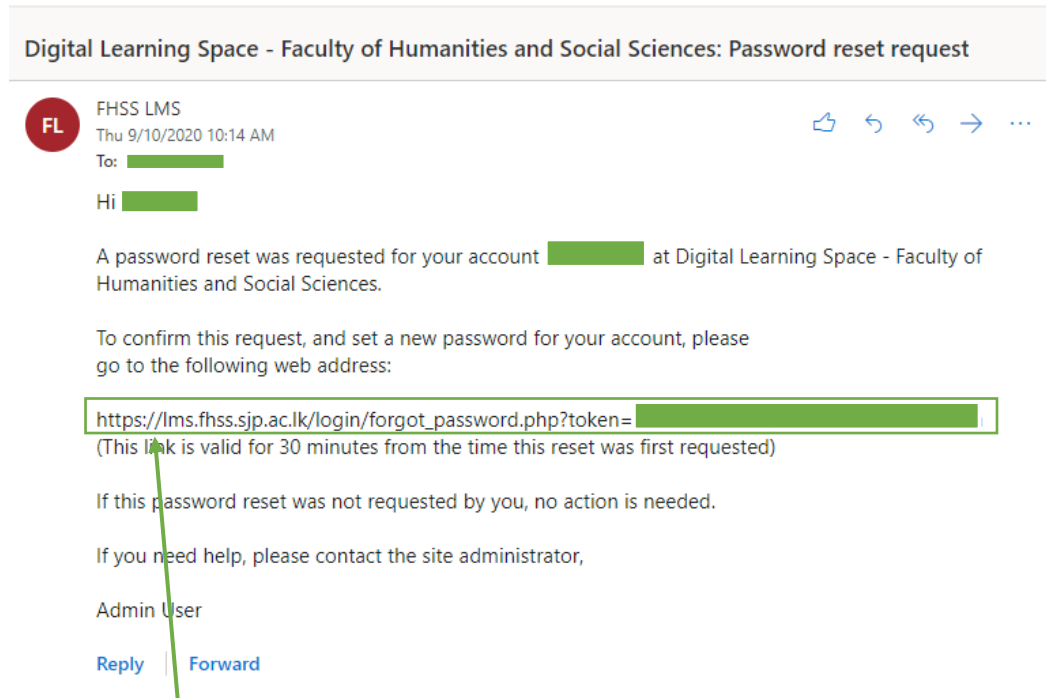
[Home](#) / [Log in](#) / [Forgotten password](#)

If you supplied a correct username or email address then an email should have been sent to you. It contains easy instructions to confirm and complete this password change. If you continue to have difficulty, please contact the site administrator.

[Continue](#)

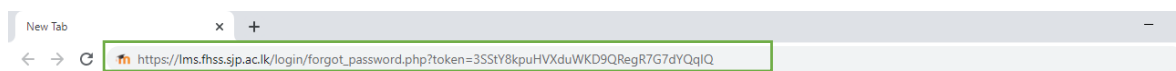
5. If entered email or username is valid, you will receive an email from no-reply-lms@fhss.sjp.ac.lk.

ඇතුළත් කළ ඊමේල් හෝ Username එක වලංගු නම්, ඔබට no-reply-lms@fhss.sjp.ac.lk වෙතින් විද්‍යුත් තැපෑලේ පණිවිඩයක් ලැබෙනු ඇත.





6. Click on the link in the email or copy and paste that to the web browser's URL bar.

විද්‍යුත් තැපෑලෙහි ඇති Link එක ක්ලික් කරන්න හෝ වෙබ් බ්‍රව්සරයේ URL තීරුවේ link එක paste කර enter කරන්න.



7. Enter your new password and click on “Save Changes”. Now you can login to your account with your username and the new password.

ඔබගේ නව මුරපදය ඇතුළත් කර “Save Changes” මත ක්ලික් කරන්න.
දැන් ඔබට ඔබගේ පරිශීලක නාමය සහ නව මුරපදය සමඟ ඔබගේ
ගිණුමට ප්‍රවේශ විය හැකිය.

  Faculty of Humanities and Social Sciences
LMS - University of Sri Jayewardenepura You are not logged in.

Digital Learning Space - Faculty of Humanities and Social Sciences

[Home](#) / [Log in](#) / [Forgotten password](#)

Please enter your new password below, then save changes.


Set password

Username

The password must have at least 8 characters, at least 1 digit(s), at least 1 lower case letter(s), at least 1 upper case letter(s), at least 1 non-alphanumeric character(s) such as *, -, or #

New password

New password (again)

There are required fields in this form marked  .